

3D Viz of Machine Learning Algorithms

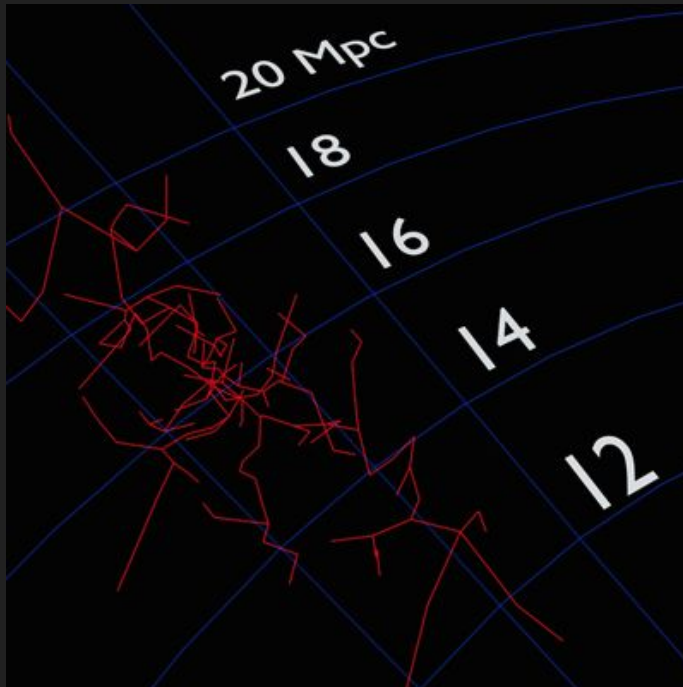
Dr. Brian R. Kent, NRAO

Thursday Poster 348.05

We build Minimal Spanning Trees for galaxy groups from the Cosmicflows-2 database (Tully et al. 2015)

We compute the mean separation of the tree edges and a normalized correlation length for each group. Comparing these values gives a quantitative description of a group's distribution.

Virgo Cluster





Take a look!

A new book with Python tutorials and examples aimed at making high quality 3D renderings of your data.

Published through IOP Press and available on Amazon.

Using the data input methods outlined in the book, we can render the data and machine learning results as 360 degree panoramic video using tools from Google and YouTube.



www.cv.nrao.edu/~bkent/blender